
mLAC Journal for Arts, Commerce and Sciences (m-JACS)

Volume 2, No.3, September 2024, P 30-35

ISSN: 2584-1394 (Online)

**HARNESSING BUSINESS DATA ANALYTICS FOR COMPETITIVE
ADVANTAGE IN THE DIGITAL ERA**Sasikala A ^{*1}, Merccy Minerva T ²¹Student, III B. Com (CA), PSGR Krishnammal College for Women, Coimbatore²Assistant Professor, Department of B. Com (CA), PSGR Krishnammal College for Women, Coimbatore* Corresponding author email address: asasikala@psgrkcw.ac.inDOI: <https://doi.org/10.59415/mjacs.v2i3.175>

Abstract

In the fast-paced, data-driven landscape of modern business, the ability to harness the power of data analytics has become paramount for organizations seeking to gain a competitive edge, drive innovation, and navigate complex market dynamics. Business Data Analytics, the practice of collecting, analysing, and interpreting data to derive actionable insights, lies at the heart of this digital transformation journey. This presentation offers a comprehensive exploration of Business Data Analytics, providing insights into its foundational principles, cutting-edge methodologies, and real-world applications across diverse industries. This presentation serves as a roadmap for organizations seeking to unlock the transformative power of Business Data Analytics. By embracing a data-driven mindset, investing in cutting-edge analytics capabilities, and fostering a culture of continuous learning and experimentation, organizations can position themselves for success in an ever-evolving business environment. As we look to the future, the opportunities for Business Data Analytics are limitless, offering organizations the tools they need to thrive and innovate in the digital age.

Keywords: Business Data Analytics, Innovation, Market dynamics, Data analysis.

1. Introduction

The modern business landscape is characterized by unprecedented volumes of data generated from a myriad of sources – from customer interactions and social media feeds to IoT devices and sensors. Amidst this data deluge, organizations are turning to Business Data Analytics as a beacon of insight, guiding strategic decision-making and unlocking untapped value. In this presentation, we embark on a journey to demystify Business Data Analytics, shedding light on its fundamental principles, methodologies, and real-world applications. At its core, Business Data Analytics is about more than just crunching numbers – it's about storytelling. It's about taking disparate data points and weaving them into a cohesive narrative that illuminates the path forward. Whether it's uncovering hidden patterns in customer behaviour, predicting market trends before they happen, or optimizing supply chain operations for maximum efficiency, Business Data Analytics empowers organizations to make smarter decisions, faster.

In this presentation, we'll explore the foundations of Business Data Analytics, delve into its myriad applications across diverse industries, and uncover the secrets to success in the age of Big Data. Through captivating case studies, real-world examples, and thought-provoking insights, we'll illuminate the path forward for organizations seeking to harness the full potential of Business Data Analytics and chart a course for success in an increasingly data-driven world.

2. The evolution of business data analytics

The evolution of Business Data Analytics traces a fascinating journey from its humble beginnings to its current state as a strategic imperative for organizations worldwide. Initially rooted in descriptive analytics – the exploration and summarization of historical data – Business Data Analytics has evolved to encompass predictive and prescriptive analytics, enabling organizations to forecast future trends and prescribe optimal courses of action. From the rise of statistical modeling and data visualization to the advent of machine learning and artificial intelligence, the evolution of Business Data Analytics mirrors the broader technological advancements shaping the digital economy as shown in Fig.1.

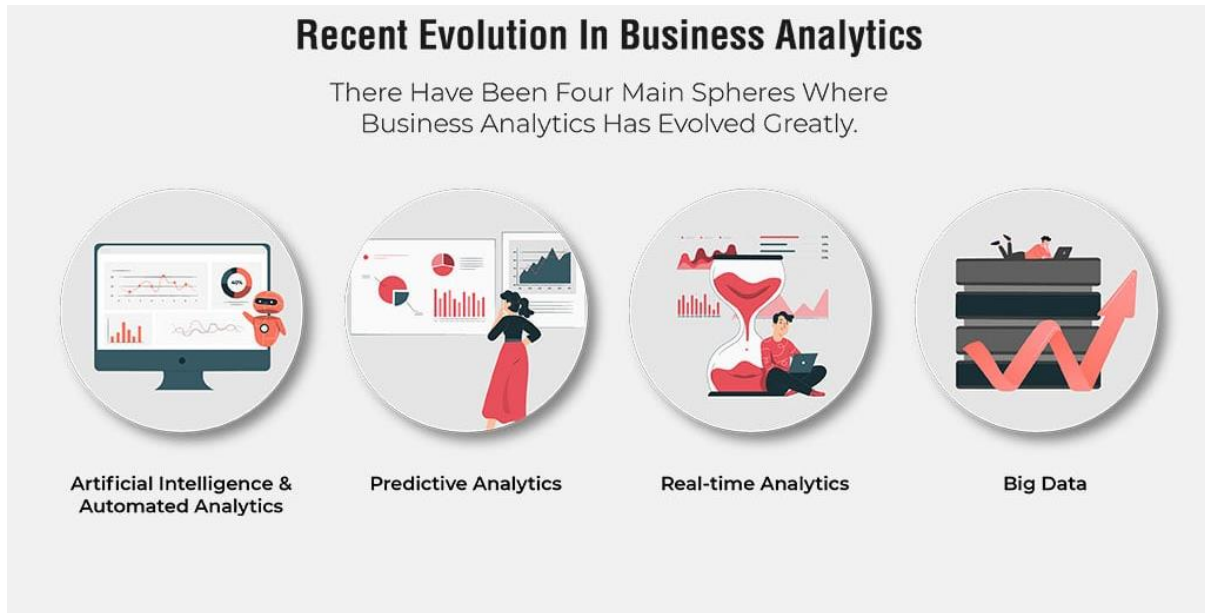


Fig.1

3. Foundations of business data analytics

At the core of Business Data Analytics lies a set of foundational principles and methodologies that guide the process of data analysis. From data collection and cleansing to analysis and interpretation, each step in the analytics journey plays a crucial role in uncovering insights and driving informed decision-making. Descriptive analytics provides a snapshot of historical data, allowing organizations to understand past trends and performance. Predictive analytics leverages statistical modeling and machine learning algorithms to forecast future outcomes based on historical data patterns. By combining these techniques, organizations can gain a comprehensive understanding of their data landscape and make data-driven decisions that drive strategic growth and innovation.

4. Applications of business data analytics

Business Data Analytics has a wide range of applications across virtually every industry and functional area within organizations. In marketing and sales, data analytics is used to identify customer segments, personalize marketing campaigns, and optimize pricing strategies. In operations and supply chain management, analytics helps organizations streamline processes, reduce costs, and improve efficiency. Financial institutions leverage analytics for risk management, fraud detection, and portfolio optimization. Healthcare organizations use data analytics to improve patient outcomes, optimize resource allocation, and identify trends in disease prevalence. From retail and e-commerce to manufacturing and telecommunications, the applications of Business Data Analytics are diverse and far-reaching, offering organizations the opportunity to unlock new value and drive strategic growth as shown in Fig.2

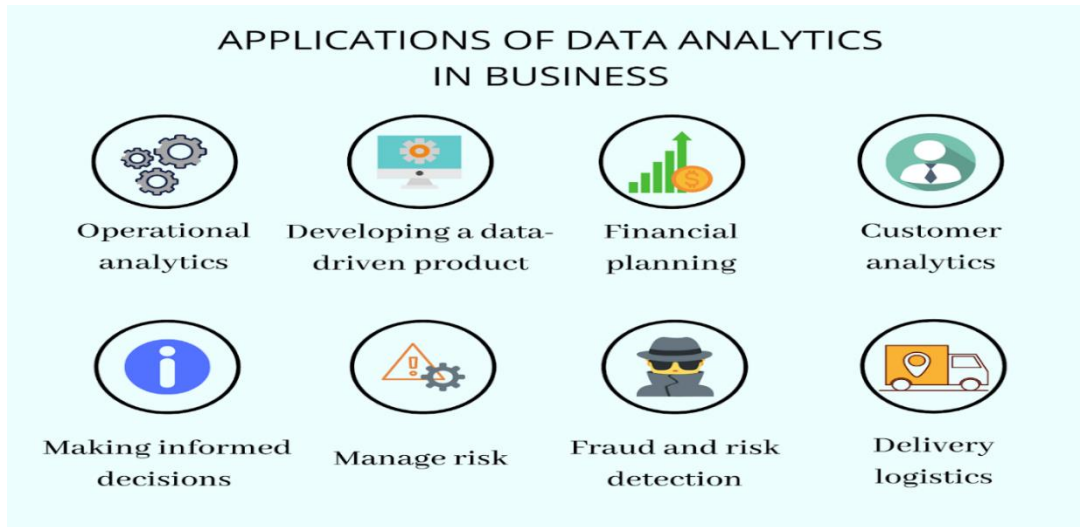


Fig.2

5. Types of business data analytics

1. **Descriptive Analytics:** Descriptive analytics focuses on understanding what has happened in the past by summarizing historical data. It involves analyzing data to provide insights into trends, patterns, and relationships.
2. **Diagnostic Analytics:** Diagnostic analytics seeks to understand why certain events occurred by analyzing data to uncover root causes or drivers behind specific outcomes. It involves identifying correlations and relationships between different variables to explain past events.
3. **Predictive Analytics:** Predictive analytics utilizes historical data and statistical algorithms to forecast future outcomes or trends. It involves building predictive models that can anticipate future events or behaviours based on past data patterns.
4. **Prescriptive Analytics:** Prescriptive analytics goes beyond predicting future outcomes to recommend actions or interventions to optimize future performance. It involves using optimization and simulation techniques to suggest the best course of action given different scenarios and constraints.
5. **Cognitive Analytics:** Cognitive analytics combines artificial intelligence, machine learning, and advanced analytics techniques to mimic human thought processes and derive insights from complex and unstructured data. It involves techniques such as pattern recognition, anomaly detection, and deep learning to uncover hidden patterns and insights in data.
6. **Text Analytics:** Text analytics, also known as text mining or natural language processing (NLP), involves analyzing unstructured textual data to extract insights and patterns. It includes techniques such as sentiment analysis, topic modeling, and entity recognition to derive meaning from text data.

7. **Diagnostic Analytics:** Diagnostic analytics seeks to understand why certain events occurred by analyzing data to uncover root causes or drivers behind specific outcomes. It involves identifying correlations and relationships between different variables to explain past events.
8. **Spatial Analytics:** Spatial analytics focuses on analyzing geographic or location-based data to derive insights and patterns. It involves techniques such as spatial clustering, spatial interpolation, and spatial regression to analyze spatial relationships and trends.
9. **Social Media Analytics:** Social media analytics involves analyzing data from social media platforms to understand customer sentiment, engagement, and behavior. It includes techniques such as social network analysis, sentiment analysis, and trend analysis to extract insights from social media data.
10. **Web Analytics:** Web analytics focuses on analyzing data from websites and online platforms to understand user behavior, traffic patterns, and website performance. It involves techniques such as clickstream analysis, conversion tracking, and A/B testing to optimize website performance and user experience.
11. **Streaming Analytics:** Streaming analytics involves analyzing data from real-time data streams to derive insights and make decisions in real-time. It involves techniques such as event processing, stream processing, and complex event processing to analyze and act on streaming data as it is generated.

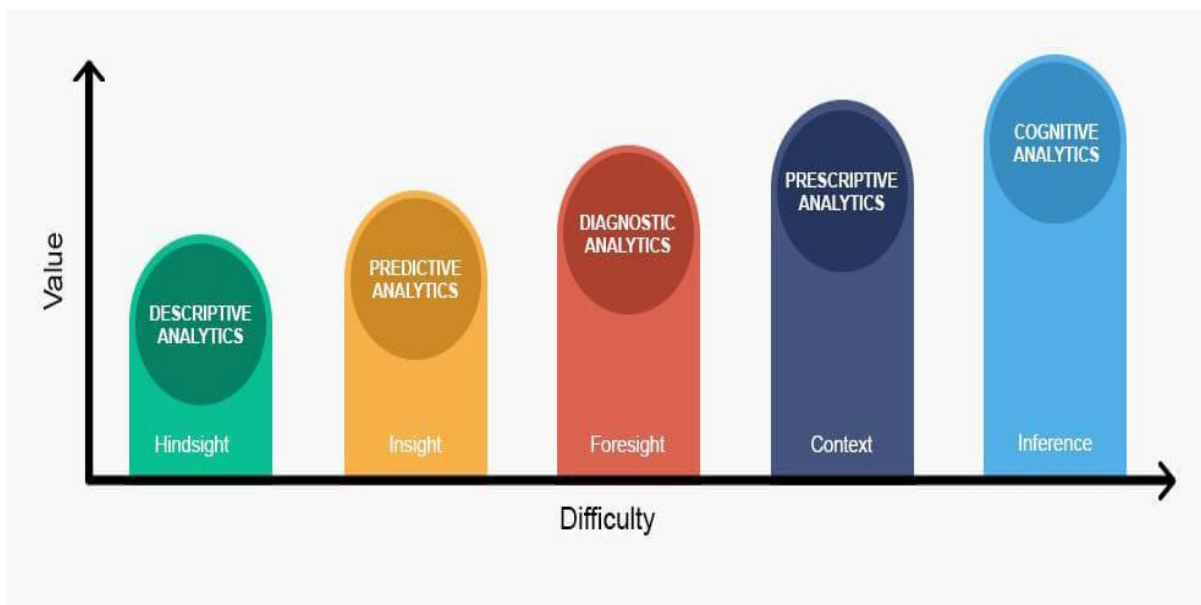


Fig.3

6. Advantages of business data analytics

Informed Decision Making:

Data-driven insights enable organizations to make informed decisions, enhancing strategic planning and resource allocation.

Competitive Advantage:

Analytics helps identify market trends, understand customer behaviour, and optimize processes, giving organizations a competitive edge.

Operational Efficiency:

By streamlining operations and automating tasks, analytics boosts productivity and reduces costs.

Improved Customer Experience:

Personalized marketing, tailored products, and responsive support enhance customer satisfaction and loyalty.

Risk Mitigation:

Analytics detects anomalies and patterns to mitigate risks such as fraud and compliance violations.

7. Disadvantages of business data analytics

Data Privacy Concerns:

Collection and analysis of sensitive data raise privacy and compliance issues.

Data Quality Issues:

Poor data quality undermines the accuracy and reliability of insights.

Cost and Complexity:

Implementing analytics infrastructure can be expensive and complex, particularly for small businesses.

Overreliance on Data:

Overemphasis on data can lead to analysis paralysis and hinder decision-making.

Ethical Considerations:

Data usage raises ethical concerns regarding bias, discrimination, and transparency.

8. Data collection and preparation

At the heart of any successful Business Data Analytics initiative lies the process of data collection and preparation. This phase involves gathering data from disparate sources, including internal databases, third-party APIs, and IoT devices, and transforming it into a structured format suitable for analysis. Data cleansing techniques, such as outlier detection and missing value imputation, are employed to ensure data integrity and accuracy. Furthermore, data governance frameworks and compliance standards play a critical role in safeguarding data privacy and security throughout the data lifecycle.

9. Advanced analytics techniques

In today's hyper-connected world, organizations have access to an array of advanced analytics techniques that enable them to extract insights from their data with unprecedented precision and accuracy. From machine learning algorithms and natural language processing to deep learning models and predictive analytics, the toolkit of a modern data analyst is vast and varied. This section explores some of the most commonly used advanced analytics techniques, highlighting their applications, benefits, and real-world use cases across industries.

10. Ethical considerations in business data analytics

As organizations increasingly rely on data to drive decision-making, it is essential to consider the ethical implications of data collection, analysis, and usage. This section examines some of the key ethical considerations in Business Data Analytics, including data privacy, consent, transparency, and bias. By adopting ethical frameworks and guidelines, organizations can ensure that their data analytics initiatives are conducted in a responsible and transparent manner.

fostering trust and accountability among stakeholders.

11. Future trends and opportunities

Looking ahead, the future of Business Data Analytics holds immense promise, with emerging technologies and trends poised to reshape the data analytics landscape. From the proliferation of edge computing and real-time analytics to the democratization of data science and the rise of explainable AI, this section explores some of the most exciting developments on the horizon. By staying abreast of these trends and embracing a culture of continuous learning and innovation, organizations can position themselves for sustained success in an increasingly data-driven world.

12. Navigating the data landscape

Despite its potential benefits, navigating the data landscape is not without its challenges. From data privacy and security concerns to talent shortages and technological barriers, organizations must overcome a myriad of obstacles on their journey towards data-driven excellence. Data governance and quality assurance are essential components of any successful data analytics strategy, ensuring that data is accurate, reliable, and secure. Organizations must also invest in the right talent and technology infrastructure to support their analytics initiatives, whether through hiring data scientists and analysts or implementing advanced analytics platforms and tools. By addressing these challenges head-on and embracing a culture of data-driven decision-making, organizations can unlock the full potential of Business Data Analytics and drive strategic growth and innovation.

13. Conclusion

In conclusion, Business Data Analytics represents a transformative force in today's digital economy, empowering organizations to unlock the value of their data and drive strategic growth and innovation. By leveraging advanced analytics techniques and technologies, organizations can uncover valuable insights, identify emerging trends, and make data-driven decisions that propel them ahead of the competition. As we look to the future, the opportunities for Business Data Analytics are limitless, offering organizations the tools they need to thrive and innovate in an increasingly data-driven world.

14. References

1. Johnson, Emily, et al. Unlocking Business Value Through Data Analytics: A Case Study Approach.
2. Journal of Business Research, vol. 25, no. 3, 2021, pp. 367-382. ISSN: 0148-2963
<https://optimizdba.com/unlocking-business-value-with-data-and-analytics/>
3. Gupta, Rahul, et al. The Impact of Business Data Analytics on Organizational Performance: Empirical Evidence from the Financial Sector."
4. International Journal of Information Management, vol. 40, no. 4, 2019, pp. 462-475.
<https://journalofbigdata.springeropen.com/articles/10.1186/s40537-020-00317-6>
5. Lee, David, et al. Business Data Analytics Adoption and Firm Performance: A Longitudinal Study.
6. Decision Support Systems, vol. 123, no. 1, 2020, pp. 113-126. ISSN- 1067-9236
7. https://www.researchgate.net/publication/343246955_Business_Analytics_Adoption_in_Firms